


APPLICATIONS

- Water Treatment plant
- Hydro Pneumatic Tank
- Power Plant

FEATURES

- Side Mounted
- High temperature
- Adjustable Differential Version
- Process connection-Flange and Threaded Type



LEVEL SWITCH SIDE MOUNTED- ANI37

Standard version : SIDE / TOP

Cable Entry : ½" BSP (F)

Process connection : Sq.Flange /Round Flange/Standard Flange

Switch Type : Micro switch (SPDT)

Switch Rating : 5A / 250 VAC

Switch Differential : Fixed 25 mm, -std, Adjustable Between 40 ...300 mm -Optional,

Optional: High Temperature upto 350 ° C,

Insertion Depth : 235 mm(Minimum),

Specific Gravity : 0.8 depending on float material and Dimension,

DESCRIPTION

General

Type : Side Mounted

Max Operating Pressure : 20 bar

Max Operating Temperature : Max.120°C

Orientation : Side /Top

Process connection type : Threaded / Flanged

Material of construction

Process Connection Material : AISI 316 SS

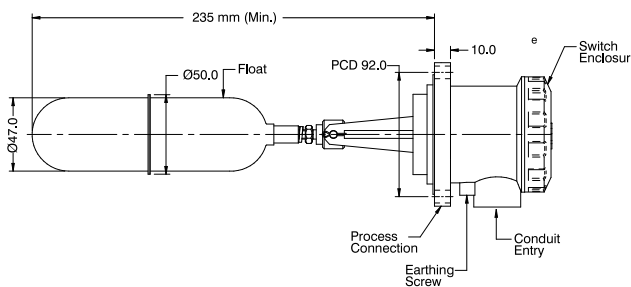
Float Material : AISI 316 SS , 47 mm (50mm welded seam)

Encloser : Pressure Die Casting, IP65

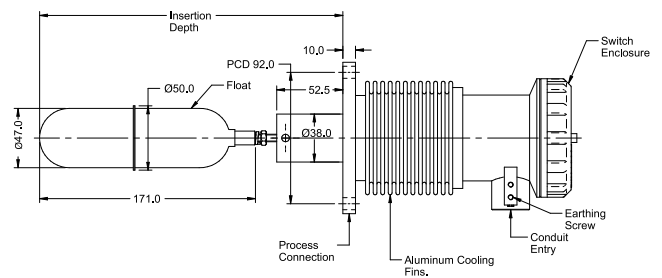
Tag plate : AISI 304 SS

DIMENSIONAL DRAWING

Standard Version



High Temperature (Up to 350°C)



NOTES
1. Drawing not to scale. All dimensions are in mm.

MODEL				LGP		
LGP- Level switch General , LAD- Adjustable Differential , LHT -High Temperature , LTM-Top Mounded						
ENCLOSER				LWP		
LWP	Aluminium Die Cast	LFP	FLAME PROOF IP 68, Gr IIA, IIB			
MICRO SWITCH				K01		
K01	1 SPDT, 5A, 250VAC	K04	2 SPDT, 5A, 250VAC			
INSERTION DEPTH				235		
235	Min. 235mm to 300mm	305	Min. 305mm to 375mm			
WETTED PARTS /FLOAT				S06		
S06	SS316	S15	SS WITH PTFE COATED			
PROCESS CONNECTION				P44		
P44	92 mm PCD Square flange	P45	92 mm PCD Round flange			
P47	2" NPT (M)	P48	1" BSP (M)	P46	1" NPT (M)	
				P49	2" BSP (M)	
XXX	STANDARD FLANGES					
OTHER OPTIONS				E24		
E24	Performance test certificate	E17	Material test certificate 3.1		E27	Tag plate, AISI 304 SS
E28	Tag plate, AISI 316 SS	E69	Cable gland, double comp. brass		E70	Cable gland, double comp.SS
E61	Hydro test certificate					

Ordering Example : ANI37-LGP-K01-235mm-S06.P44.E24.E61

Rev 00

© 2019 ANI all rights reserved The technical details & specifications are provided as such at the time of printing. Technical changes and omissions may happen later.